




ORTEN

FAHRZEUGBAU



MOVING INNOVATIONS

OVERVIEW OF BODY SYSTEMS



MOVING INNOVATIONS

ABOUT US

Founded as a blacksmith's shop in 1925, today, ORTEN Fahrzeugbau is one of Germany's leading manufacturers of innovative truck and trailer bodies for the beverage industry. ORTEN is also a fleet specialist for the beverage industry, and has steadily developed and expanded its expertise over the years.

Our highly efficient, responsive and effective third-generation family-owned company, with its 120 committed employees, manufactures patented and certified swing wall, sliding tarpaulin and inner-city distribution bodies at its headquarters in Bernkastel-Kues and at its subsidiary in Rothnaußlitz near Bautzen. All our bodies convince by being simple and fast to open and close and by their maximum payload. They are manufactured according to specific customer requirements. Our customers include mineral water wells, breweries, beverage consumer markets and beverage logistics companies.

The individual design versions allow the sliding tarpaulin bodies, for example, to also meet the requirements of other diverse sectors, such as those of chemical, paper, automotive and waste disposal companies.

At ORTEN we do not just see ourselves as vehicle builders, but also experts in ideal logistics solutions and advisers when it comes finding the best body type to suit the respective application.

OVERVIEW OF BODY SYSTEMS

■ SWING WALL BODIES

The highlight: KettLiner

Swing wall opening on the roof with robust precision chain pull

Page 1 - 8



■ SLIDING TARPAULIN BODIES

The highlight: SafeServer

Sliding tarpaulin with aluminium panels and quick-release lock

Page 9 - 16



■ INNER-CITY DISTRIBUTION

The highlight: CityLifter

½ tarpaulin, ½ swing wall body

Page 17 - 22



■ PRODUCT MATRIX

Overview of the entire ORTEN range

Page 24

KETTLINER

SWING WALL

OPENING ON THE ROOF

Our beverage body which has proven itself more than a thousand times is ready to load in seconds and is also certified; it represents a stable investment demonstrating decades of success and convincing quality.

TOP ARGUMENTS

- ✓ **Chain pull:**
This robust, precision mechanism is capable of withstanding higher loads compared to conventional cable technology.
- ✓ **Hardly any roof overhang:**
Can be opened even when the height is restricted. The low base height provides for a low loading edge and offers a particularly large ground clearance.
- ✓ **Configurable:**
The modular design offers options for individual configuration for the front and rear.



Opened



Half opened



Closed

TOP QUALITY




Precision chain pull



Upper wall made of aluminium honeycomb panel, lower wall made of aluminium profiles



Stainless steel lockers



Substructure (left) and all steel elements (right) have a KTL and power coating

	KETTLINER	SUBLINER	SIDELINER	R.O.S. LINER
Swing wall bodies	Swing wall on the roof	Swing wall under the roof	Automatic swing wall	Automatic rollup
Certificates				
Beverage certificate	✓	✓	✓	✓
Draught beer certificate	✓	✓	✓	✓
XL certificate	✓	✓	✓	✓
Roller container certificate	✓	✓	✓	
GS automotive industry Daimler certificate	✓	✓		✓
Loading dimension (int.)				
Lateral loading height (mm)	1,740 - 2,390 (50 grid)	1,850, 1,950, 2,050 (100 grid)	2,000 - 2,600 (without grid)	1,800, 1,950, 2,120
Length (mm)	4,600 - 13,600 (without grid)	4,600 - 8,150 (without grid)	4,600 - 13,600 (without grid)	4,200 - 7,300 (without grid)
Width (mm) between side walls (without pallet stop)	2,490	2,450	2,480	2,200 - 2,420
Customised length available	✓	✓	✓	
Vehicle class				
Truck (t)	7.5 - 26	7.5 - 26	12 - 26	12 - 26
Centre-axle trailer (t)	10.5 / 18	10.5 / 18	10.5 / 18	
Turnable drawbar trailer (t)	10.5 / 18	10.5 / 18	10.5 / 18	
Semi-trailer (m)	✓ (over 8.2 with middle post)	✓ (over 8.2 with middle post)	✓ (over 10 with middle post)	
Swap body (mm)	7,150, 7,450, 7,820	7,150, 7,450, 7,820		✓
Other versions	KettLiner Classic			

SUBLINER

SWING WALL OPENING UNDER THE ROOF

Our beverage transport body design construction has proven itself more than a thousand times, is ready to load in seconds and is also certified; proving to be a stable investment with a success story underlined by decades of experience and convincing quality.

TOP ARGUMENTS

- ✓ **No roof overhang:**
Ideal for loading and unloading in spaces where barely any loading height is available. The upper side wall can be smoothly swung under the roof using a rope guide.
- ✓ **No middle post:**
The central spacing is eliminated on body lengths of up to 8,300 mm, so that the entire cargo space at the side is left free.
- ✓ **No high loading edge:**
The low base height provides for a low loading edge and hence an especially large ground clearance for convenient loading and unloading.



Opened



Half opened



Closed

TOP QUALITY



Optimal stability due to metal roof support and stable roof beam



Low-wear cable pull mechanism with few mechanical parts



Side walls made of aluminium profiles



No side walls that protrude over the roof

	KETTLINER	SUBLINER	SIDELINER	R.O.S. LINER
Swing wall bodies	Swing wall on the roof	Swing wall under the roof	Automatic swing wall	Automatic rollup
Certificates				
Beverage certificate	✓	✓	✓	✓
Draught beer certificate	✓	✓	✓	✓
XL certificate	✓	✓	✓	✓
Roller container certificate	✓	✓	✓	
GS automotive industry Daimler certificate	✓	✓		✓
Loading dimension (int.)				
Lateral loading height (mm)	1,740 - 2,390 (50 grid)	1,850, 1,950, 2,050 (100 grid)	2,000 - 2,600 (without grid)	1,800, 1,950, 2,120
Length (mm)	4,600 - 13,600 (without grid)	4,600 - 8,150 (without grid)	4,600 - 13,600 (without grid)	4,200 - 7,300 (without grid)
Width (mm) between side walls (without pallet stop)	2,490	2,450	2,480	2,200 - 2,420
Customised length available	✓	✓	✓	
Vehicle class				
Truck (t)	7.5 - 26	7.5 - 26	12 - 26	12 - 26
Centre-axle trailer (t)	10.5 / 18	10.5 / 18	10.5 / 18	
Turnable drawbar trailer (t)	10.5 / 18	10.5 / 18	10.5 / 18	
Semi-trailer (m)	✓ (over 8.2 with middle post)	✓ (over 8.2 with middle post)	✓ (over 10 with middle post)	
Swap body (mm)	7,150, 7,450, 7,820	7,150, 7,450, 7,820		✓
Other versions	KettLiner Classic			

SIDELINER

AUTOMATIC SWING WALL BODY

Our fully automatic body for multifunctional use at the push of a button is ready to load in seconds and is also certified; it represents a stable investment that convinces with its quality.

TOP ARGUMENTS

- ✓ **Time-saving:**
Fast automatic opening and closing in just 10 seconds with automatic locking – without any additional locks.
- ✓ **Space-saving:**
Loading can still be performed easily even when there is little space, because, when swung onto the roof, the side wall only takes up about 520 mm of the transport space at the side – a low design version is also possible.
- ✓ **Weight-saving:**
The use of lightweight panels achieves weight savings and increases the payload.



Opened



Half opened



Closed

TOP QUALITY



Fully automatic opening and closing at the touch of a button



Minimum swivelling whilst placing side wall on the roof



Once completely open, minimal roof overhang

	KETTLINER	SUBLINER	SIDELINER	R.O.S. LINER
Swing wall bodies	Swing wall on the roof	Swing wall under the roof	Automatic swing wall	Automatic rollup
Certificates				
Beverage certificate	✓	✓	✓	✓
Draught beer certificate	✓	✓	✓	✓
XL certificate	✓	✓	✓	✓
Roller container certificate	✓	✓	✓	
GS automotive industry Daimler certificate	✓	✓		✓
Loading dimension (int.)				
Lateral loading height (mm)	1,740 - 2,390 (50 grid)	1,850, 1,950, 2,050 (100 grid)	2,000 - 2,600 (without grid)	1,800, 1,950, 2,120
Length (mm)	4,600 - 13,600 (without grid)	4,600 - 8,150 (without grid)	4,600 - 13,600 (without grid)	4,200 - 7,300 (without grid)
Width (mm) between side walls (without pallet stop)	2,490	2,450	2,480	2,200 - 2,420
Customised length available	✓	✓	✓	
Vehicle class				
Truck (t)	7.5 - 26	7.5 - 26	12 - 26	12 - 26
Centre-axle trailer (t)	10.5 / 18	10.5 / 18	10.5 / 18	
Turnable drawbar trailer (t)	10.5 / 18	10.5 / 18	10.5 / 18	
Semi-trailer (m)	✓ (over 8.2 with middle post)	✓ (over 8.2 with middle post)	✓ (over 10 with middle post)	
Swap body (mm)	7,150, 7,450, 7,820	7,150, 7,450, 7,820		✓
Other versions	KettLiner Classic			

R.O.S. LINER

AUTOMATIC ROLLER SHUTTER BODY

Our RollOpenSystem (R.O.S.) is ready to load in seconds at the push of a button and also certified.

TOP ARGUMENTS

- ✓ **Fully automatic:**
The entire side panel opens or closes electro-hydraulically in just a few seconds at the touch of a button.
- ✓ **Full use and interior fittings (optional):**
The loading space interior can be equipped with a cargo control system if desired that is tailored to your individual transport requirements and allows for the maximum use of the interior space.



Opened



Half opened



Closed

TOP QUALITY



Fully automatic opening and closing of the side walls at the push of a button



Individual cargo control system



Special roof construction with cross profiles made of aluminium, frame rails and roof cross beams

	KETTLINER	SUBLINER	SIDELINER	R.O.S. LINER
Swing wall bodies	Swing wall on the roof	Swing wall under the roof	Automatic swing wall	Automatic rollup
Certificates				
Beverage certificate	✓	✓	✓	✓
Draught beer certificate	✓	✓	✓	✓
XL certificate	✓	✓	✓	✓
Roller container certificate	✓	✓	✓	
GS automotive industry Daimler certificate	✓	✓		✓
Loading dimension (int.)				
Lateral loading height (mm)	1,740 - 2,390 (50 grid)	1,850, 1,950, 2,050 (100 grid)	2,000 - 2,600 (without grid)	1,800, 1,950, 2,120
Length (mm)	4,600 - 13,600 (without grid)	4,600 - 8,150 (without grid)	4,600 - 13,600 (without grid)	4,200 - 7,300 (without grid)
Width (mm) between side walls (without pallet stop)	2,490	2,450	2,480	2,200 - 2,420
Customised length available	✓	✓	✓	
Vehicle class				
Truck (t)	7.5 - 26	7.5 - 26	12 - 26	12 - 26
Centre-axle trailer (t)	10.5 / 18	10.5 / 18	10.5 / 18	
Turnable drawbar trailer (t)	10.5 / 18	10.5 / 18	10.5 / 18	
Semi-trailer (m)	✓ (over 8.2 with middle post)	✓ (over 8.2 with middle post)	✓ (over 10 with middle post)	
Swap body (mm)	7,150, 7,450, 7,820	7,150, 7,450, 7,820		✓
Other versions	KettLiner Classic			

SAFESERVER

SLIDING TARPAULIN BODY WITH ALUMINIUM PANELS

The original can be prepared for loading with a single push, and is patented, certified and has even received awards; a stable investment that demonstrates decades of success and a convincing quality.

TOP ARGUMENTS

- ✓ **Safe: integrated cargo control system**
The aluminium panels open to the exterior and do not collide with the load.
- ✓ **Quick: opens and closes in seconds**
No slats, slides, flat straps or tension ratchet fasteners needed.
- ✓ **Sensational: sturdy and durable**
Bolted modular portals, impact-resistant sliding rails, one-piece canted outer frame.



Opened



Half opened



Closed

TOP QUALITY



Aluminium panels with intermediate hinges



Quick-release lockers at front and back rear made of stainless steel



Modular front and rear frame screwed



Sliding rails: impact-resistant, galvanised

	SAFESERVER	SAFESERVER 2IN1	CURTAINSAFER
Sliding tarpaulin bodies	Sliding panels	Sliding panels & tarpaulins	Sliding tarpaulin
Certificates			
Beverage certificate	✓	✓	✓
Draught beer certificate	✓	✓	✓
XL certificate	✓	✓	✓
Roller container certificate	✓		
ONP paper certificate	✓	✓	
Chemical certificate	✓		
GS automotive industry Daimler certificate	✓	✓	✓
Loading dimension (int.)			
Lateral loading height (mm)	1,600 - 3,000 (50 grid)	1,600 - 3,000 (50 grid)	1,600 - 3,000 (50 grid)
Length (mm)	4,600 - 14,900 (without grid)	4,600 - 13,620 (without grid)	4,600 - 14,900 (without grid)
Width (mm) between side walls (without pallet stop)	2,480	2,480	2,480
Customised length available	✓	✓	✓
Vehicle class			
Truck (t)	7.5 - 26	7.5 - 26	7.5 - 26
Centre-axle trailer (t)	10.5 / 18	10.5 / 18	10.5 / 18
Turnable drawbar trailer (t)	10.5 / 18	10.5 / 18	10.5 / 18
Semi-trailer (m)	✓	✓	✓
Swap body (mm)	7,150, 7,450, 7,820	7,150, 7,450, 7,820	7,150, 7,450, 7,820
Other versions	SafeServer Simply		CurtainSafer Ultralight

SAFESERVER 2IN1

SLIDING TARPAULIN BODY WITH ALUMINIUM PANELS + STANDARD SLIDING TARPAULIN

Our “unique” SafeServer 2in1 system consists of two proven body systems and delivers innovations just where they are needed. The attractive alternative to our standard SafeServer system when mainly loading on one side.

TOP ARGUMENTS

- ✓ **More cost-efficient:**
The combination of the two systems creates an attractive price advantage over our standard SafeServer system, especially for semi-trailers.
- ✓ **Weight-optimised:**
Reduced dead weight thanks to the one-sided CurtainSider design.
- ✓ **Absolute genius:**
Little time is needed for loading and unloading on the side with sliding panels.



Opened



Half opened



Closed

TOP QUALITY



Aluminium panels with intermediate hinges



Rails: impact-resistant, galvanised



Extended internal width due to tarpaulin

	SAFESERVER	SAFESERVER 2IN1	CURTAINSAFER
Sliding tarpaulin bodies	Sliding panels	Sliding panels & tarpaulins	Sliding tarpaulin
Certificates			
Beverage certificate	✓	✓	✓
Draught beer certificate	✓	✓	✓
XL certificate	✓	✓	✓
Roller container certificate	✓		
ONP paper certificate	✓	✓	
Chemical certificate	✓		
GS automotive industry Daimler certificate	✓	✓	✓
Loading dimension (int.)			
Lateral loading height (mm)	1,600 - 3,000 (50 grid)	1,600 - 3,000 (50 grid)	1,600 - 3,000 (50 grid)
Length (mm)	4,600 - 14,900 (without grid)	4,600 - 13,620 (without grid)	4,600 - 14,900 (without grid)
Width (mm) between side walls (without pallet stop)	2,480	2,480	2,480
Customised length available	✓	✓	✓
Vehicle class			
Truck (t)	7.5 - 26	7.5 - 26	7.5 - 26
Centre-axle trailer (t)	10.5 / 18	10.5 / 18	10.5 / 18
Turnable drawbar trailer (t)	10.5 / 18	10.5 / 18	10.5 / 18
Semi-trailer (m)	✓	✓	✓
Swap body (mm)	7,150, 7,450, 7,820	7,150, 7,450, 7,820	7,150, 7,450, 7,820
Other versions	SafeServer Simply		CurtainSafer Ultralight

CURTAINSAFER

SLIDING TARPAULIN BODY

Our “classic” CurtainSafer meets both specific and individual customer requirements. Already proven in practice more than thousand times, our CurtainSafer convinces time and time again with its quality of finishing and reinforcement at the essential points.

TOP ARGUMENTS

- ✓ **Classic:**
Proven body system with more than a thousand customer testimonials.
- ✓ **Specifics:**
In a nutshell, simply reinforced elements.
- ✓ **Customer-focussed:**
Modification possible according to customer wishes.



Opened



Half opened



Closed

TOP QUALITY



Reinforced front wall and corner posts



Galvanised steel profiles for partial loading

	SAFESERVER	SAFESERVER 2IN1	CURTAINSAFER
Sliding tarpaulin bodies	Sliding panels	Sliding panels & tarpaulins	Sliding tarpaulin
Certificates			
Beverage certificate	✓	✓	✓
Draught beer certificate	✓	✓	✓
XL certificate	✓	✓	✓
Roller container certificate	✓		
ONP paper certificate	✓	✓	
Chemical certificate	✓		
GS automotive industry Daimler certificate	✓	✓	✓
Loading dimension (int.)			
Lateral loading height (mm)	1,600 - 3,000 (50 grid)	1,600 - 3,000 (50 grid)	1,600 - 3,000 (50 grid)
Length (mm)	4,600 - 14,900 (without grid)	4,600 - 13,620 (without grid)	4,600 - 14,900 (without grid)
Width (mm) between side walls (without pallet stop)	2,480	2,480	2,480
Customised length available	✓	✓	✓
Vehicle class			
Truck (t)	7.5 - 26	7.5 - 26	7.5 - 26
Centre-axle trailer (t)	10.5 / 18	10.5 / 18	10.5 / 18
Turnable drawbar trailer (t)	10.5 / 18	10.5 / 18	10.5 / 18
Semi-trailer (m)	✓	✓	✓
Swap body (mm)	7,150, 7,450, 7,820	7,150, 7,450, 7,820	7,150, 7,450, 7,820
Other versions	SafeServer Simply		CurtainSafer Ultralight



MOVING INNOVATIONS

SAFESERVER C+

SLIDING TARPAULIN BODY EQUIPPED WITH ROOF BOWS

Our “compact” SafeServer C+ is compatible with a variety of chassis, swap containers and load types; it can be pushed over the load easily and fully without taking up any additional space.



Opened



Half opened



Closed


TOP ARGUMENTS

- ✓ **Multi-functional:**
Designed for semi-trailers, trucks, trailers and swap containers.
- ✓ **Maxi-opening:**
Full opening possible – from the back to front or from the front to the back.
- ✓ **Minimum space requirement:**
Locking the body in place with minimal space requirement allows for a 40' container to be used.

Height dimension	Mega	Standard
Coupling height	1,000	1,150
Collar height	125	125
(Int. loading height)	2,700	2,550
closed	+ 110	+ 110
opened	+ 210	+ 210
completely closed	3,935	3,935
completely opened	4,035	4,035
Int. height under roof tarpaulin is reduced by approx. 100 mm in opened condition		

MOVING INNOVATIONS

TOP QUALITY



Stability due to 11 roof bows made of galvanised steel and aluminium panels



3 belts that can be minimised below the roof



Lower sliding rail made of galvanised steel



Rear lockers

	SAFESERVER	SAFESERVER 2IN1	CURTAINSAFER	SAFESERVER C+
Sliding tarpaulin bodies	Sliding panels	Sliding panels & tarpaulins	Sliding tarpaulin	Roof bows
Certificates				
Beverage certificate	✓	✓	✓	✓
Draught beer certificate	✓	✓	✓	✓
XL certificate	✓	✓	✓	✓
Roller container certificate	✓			
ONP paper certificate	✓	✓		
Chemical certificate	✓			
GS automotive industry Daimler certificate	✓	✓	✓	✓
Loading dimension (int.)				
Lateral loading height (mm)	1,600 - 3,000 (50 grid)	1,600 - 3,000 (50 grid)	1,600 - 3,000 (50 grid)	2,000 - 2,850 (50 grid)
Length (mm)	4,600 - 14,900 (without grid)	4,600 - 14,900 (without grid)	4,600 - 14,900 (without grid)	4,600 - 13,595 (50 grid)
Width (mm) between side walls (without pallet stop)	2,480	2,480	2,480	2,460
Customised length available	✓	✓	✓	✓
Vehicle class				
Truck (t)	7.5 - 26	7.5 - 26	7.5 - 26	7.5 - 26
Centre-axle trailer (t)	10.5 / 18	10.5 / 18	10.5 / 18	10.5 / 18
Turnable drawbar trailer (t)	10.5 / 18	10.5 / 18	10.5 / 18	10.5 / 18
Semi-trailer (m)	✓	✓	✓	✓
Swap body (mm)	7,150, 7,450, 7,820	7,150, 7,450, 7,820	7,150, 7,450, 7,820	7,150, 7,450, 7,820
Large volume	✓	✓	✓	✓
Other versions	SafeServer Simply		CurtainSafer Ultralight	

CITYLIFTER

ROLLUP TARPAULIN BODY

Our City RollOpenSystem (R.O.S.) represents the weight-optimised inner-city variant of our R.O.S. Liner. The body is equipped with a rollup tarpaulin which opens manually and rolls under the roof of the body.

TOP ARGUMENTS

- ✓ **Maximum payload:**
The body weight is reduced by the maximum by the extreme lightweight construction with aluminium substructure in honeycomb design.
- ✓ **Maximum time savings:**
Just one middle wall closure means that the superstructure can be opened and closed in a jiffy.



Opened




Half opened



Closed


TOP QUALITY



Complete aluminium substructure



Smooth, energy-saving opening mechanism



Pallet stop and smooth loading at inner front wall as standard fittings

	CITYLIFTER	CITYSERVER	CITYR.O.S.
Inner-city distribution	Rollup tarpaulins	Sliding panels	Manual rollup tarpaulins
Certificates			
Beverage certificate	✓	✓	✓
Draught beer certificate		✓	✓
XL certificate	✓	✓	✓
Roller container certificate			
GS automotive industry Daimler certificate		✓	
Loading dimension (int.)			
Lateral loading height (mm)	1,510 - 1,960 (50 grid)	1,900. - 2,300	1,600 - 1,900
Length (mm)	3,000 - 5,400 (without grid)	4,500 - 6,600	3,000 - 4,400
Width (mm) between side walls (without pallet stop)	2,030 - 2,470	2,480	1,640 - 2,190
Customised length available	✓		
Vehicle class			
Truck (t)	2.8 - 10	2.8 - 12	2.8 - 5
Centre-axle trailer (t)	3.5 / 10,5		
Turnable drawbar trailer (t)	3.5 / 10,5		
Semi-trailer (m)			
Swap body (mm)			

CITYSERVER

SLIDING TARPAULIN BODY WITH ALUMINIUM PANELS

Our CityServer represents the weight-optimised inner-city version of our SafeServer. The CityServer is manufactured in lightweight aluminium construction.

TOP ARGUMENTS

- ✓ **Safe: integrated cargo control system**
The aluminium panels are opened to the exterior and do not collide with the load.
- ✓ **Quick: opens and closes in seconds**
No slats, slides, flat straps or tension ratchets needed.
- ✓ **Sensational: sturdy and durable**
Bolted modular portals, impact-resistant sliding rails, one-piece canted outer frame.



Opened



Half opened



Closed

TOP QUALITY



SafeServer sliding tarpaulin with panels in light design



SafeServer quick lock system in light design



Modular front and rear frame: screwed



Rails: impact-resistant, galvanised

	CITYLIFTER	CITYSERVER	CITYR.O.S.
Inner-city distribution	Rollup tarpaulins	Sliding panels	Manual rollup tarpaulins
Certificates			
Beverage certificate	✓	✓	✓
Draught beer certificate		✓	✓
XL certificate	✓	✓	✓
Roller container certificate			
GS automotive industry Daimler certificate		✓	
Loading dimension (int.)			
Lateral loading height (mm)	1,510 - 1,960 (50 grid)	1,900 - 2,300	1,600 - 1,900
Length (mm)	3,000 - 5,400 (without grid)	4,500 - 6,600	3,000 - 4,400
Width (mm) between side walls (without pallet stop)	2,030 - 2,470	2,480	1,640 - 2,190
Customised length available	✓		
Vehicle class			
Truck (t)	2.8 - 10	2.8 - 12	2.8 - 5
Centre-axle trailer (t)	3.5 / 10,5		
Turnable drawbar trailer (t)	3.5 / 10,5		
Semi-trailer (m)			
Swap body (mm)			

CITY R.O.S.

MANUAL ROLLUP TARPULINS

Our City RollOpenSystem (R.O.S.) represents the weight-optimised inner-city variant of our R.O.S. Liner. The body is equipped with a rollup tarpaulin which opens manually and rolls under the roof of the body.

TOP ARGUMENTS

- ✓ **Maximum payload:**
This lightweight, rollup tarpaulin body reduces the vehicle's tare weight and optimises the payload.
- ✓ **Maximum cargo space:**
When the rollup tarpaulin is opened completely, the entire surface can be used for loading and unloading, even allowing large and bulky parts to be transported. Another advantage is that the tarpaulin does not take up any of the interior cargo space.



Opened




Half opened



Closed

TOP QUALITY



Theft-proof and insulated tarpaulins - optionally available



Easy handling and quick opening



Light aluminium frame for reduced unladen weight

	CITYLIFTER	CITYSERVER	CITYR.O.S.
Inner-city distribution	Rollup tarpaulins	Sliding panels	Manual rollup tarpaulins
Certificates			
Beverage certificate	✓	✓	✓
Draught beer certificate		✓	✓
XL certificate	✓	✓	✓
Roller container certificate			
GS automotive industry Daimler certificate		✓	
Loading dimension (int.)			
Lateral loading height (mm)	1,510 - 1,960 (50 grid)	1,900. - 2,300	1,600 - 1,900
Length (mm)	3,000 - 5,400 (without grid)	4,500 - 6,600	3,000 - 4,400
Width (mm) between side walls (without pallet stop)	2,030 - 2,470	2,480	1,640 - 2,190
Customised length available	✓		
Vehicle class			
Truck (t)	2.8 - 10	2.8 - 12	2.8 - 5
Centre-axle trailer (t)	3.5 / 10,5		
Turnable drawbar trailer (t)	3.5 / 10,5		
Semi-trailer (m)			
Swap body (mm)			

	Schwenkwandaufbauten <i>Swing wall bodies</i>				Schiebeplanenaufbauten <i>Sliding tarpaulin bodies</i>				Stadtverteleraufbauten <i>Inner-city distribution</i>		
	KETTLINER	SUBLINER	SIDELINER	R.O.S. LINER	SAFESERVER	SAFESERVER 2IN1	CURTAINSAFER	SAFESERVER C+	CITYLIFTER	CITYSERVER	CITY R.O.S.
Body category	Swing wall on the roof	Swing wall under the roof	Automatic swing wall	Automatic rollup	Sliding panels	Sliding panels & tarpaulins	Sliding tarpaulin	Roof bows	Rollup tarpaulin body	Sliding panels	Manual rollup tarpaulins
Certificates											
Beverage certificate	✓	✓	✓	✓	✓	✓	✓	✓	✓	✓	✓
Draught beer certificate	✓	✓	✓	✓	✓	✓	✓	✓	✓	✓	✓
XL certificate	✓	✓	✓	✓	✓	✓	✓	✓	✓	✓	✓
Roller container certificate	✓	✓	✓	✓	✓	✓	✓	✓	✓	✓	✓
ONP paper certificate					✓	✓					
Chemical certificate					✓	✓					
GS automotive industry Daimler certificate	✓	✓		✓	✓	✓				✓	
Loading dimension (int.)											
Lateral loading height (mm)	1,740 - 2,390 (50 grid)	1,850, 1,950, 2,050 (100 grid)	2,000 - 2,600 (100 grid)	1,800, 1,950, 2,120	1,600 - 3,000 (50 grid)	1,600 - 3,000 (50 grid)	2,000 - 2,850 (50 grid)	2,000 - 2,850 (50 grid)	1,510 - 1,960 (50 grid)	1,900 - 2,300	1,600 - 1,900
Length (mm)	4,600 - 13,600 (without grid)	4,600 - 8,150 (without grid)	4,600 - 13,600 (without grid)	4,200 - 7,300 (without grid)	4,600 - 14,900 (without grid)	4,600 - 14,900 (without grid)	4,600 - 13,950 (50 grid)	4,600 - 13,950 (50 grid)	3,000 - 5,400 (without grid)	4,500 - 6,600	3,000 - 4,400
Width (mm) between side walls (without pallet stop)	2,490	2,450	2,480	2,200 - 2,420	2,480	2,480	2,460	2,460	2,030 - 2,470	2,480	1,640 - 2,190
Customised length available	✓	✓	✓		✓	✓	✓	✓	✓		
Vehicle class											
Truck (t)	7.5 - 26	7.5 - 26	12 - 26	12 - 26	7.5 - 26	7.5 - 26	7.5 - 26	7.5 - 26	2.8 - 10	2.8 - 12	2.8 - 5
Centre-axle trailer (t)	10.5 / 18	10.5 / 18	10.5 / 18		10.5 / 18	10.5 / 18	10.5 / 18	10.5 / 18	3.5 / 10.5		
Turnable drawbar trailer (t)	10.5 / 18	10.5 / 18	10.5 / 18		10.5 / 18	10.5 / 18	10.5 / 18	10.5 / 18	3.5 / 10.5		
Semi-trailer (m)	✓ (over 8.2 with middle post)	✓ (over 8.2 with middle post)	✓ (over 10 with middle post)	✓	✓	✓	✓	✓			
Swap body (mm)	7,150, 7,450, 7,820	7,150, 7,450, 7,820		✓	7,150, 7,450, 7,820	7,150, 7,450, 7,820	7,150, 7,450, 7,820	7,150, 7,450, 7,820			
Large volume					✓	✓	✓	✓			
Other versions	KettLiner Classic				SafeServer Simply		CurtainSafer Ultralight				



MOVING INNOVATIONS

Founded as a blacksmith's shop in 1925, today, ORTEN Fahrzeugbau is one of Germany's leading manufacturers of innovative truck and trailer bodies solutions for the beverage and logistics industry. At the headquarters in Bernkastel-Kues and the subsidiary in Rothnaußlitz, the company with approximately 120 employees manufactures a complete range of modern body technology: swing wall, sliding tarpaulin and inner-city distribution bodies as well as individual solutions.

ORTEN Fahrzeugbau GmbH
Gewerbegebiet Wehlen 3
D-54470 Bernkastel-Kues

Tel.: +49 (0) 6531 - 503-0
info@orten.com
www.orten.com